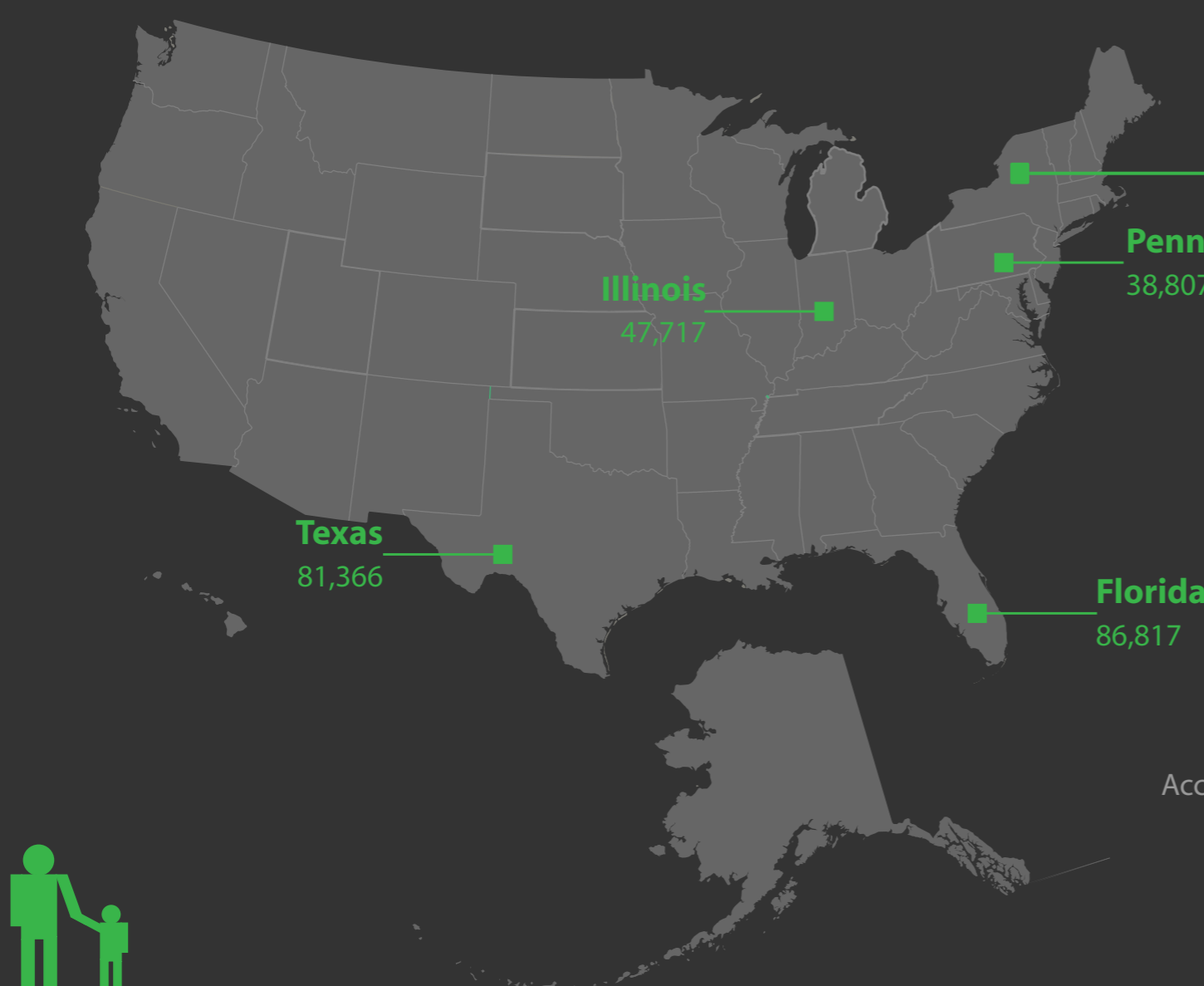


ABORTION RATES IN US

TOP 5 HIGHEST RATE STATES SHOWN^S



TOTAL **54,559,615**

According to the most recent statistics, an estimated 54 million abortions have been performed in the U.S. since 1973.



SOURCE: Centers for Disease Control and Prevention, Abortion Surveillance-2008, MMWR Nov 25, 2011
^S In 2008, CDC obtained aggregate abortion numbers from 49 reporting areas (excludes California, Maryland, and New Hampshire).
 Method type (curettage, intrauterine instillation, medical [nonsurgical] abortion, or other.


NUMBER OF AMERICAN CASUALTIES

America has lost more lives to abortion than every war and conflict from 1775 - 2011.

The estimated 1.2 million abortions performed each year in America results in a death rate that is higher than the American death rate in combat during every war and conflict in American history from 1775-2011.



ABORTIONS IN U.S.



54,559,615

54 million abortions is greater than the population of many states including: Michigan, Iowa, Minnesota, Nebraska, Vermont and Massachusetts.

WORLD WAR II



405,399

World War II was one of the bloodiest conflicts the world has ever known. Yet the total number of American deaths pales in comparison to the total casualties from abortion.

VIETNAM WAR



58,220

The Vietnam War is considered one of the most violent American conflicts. The protests to end the war were themselves filled with violence.

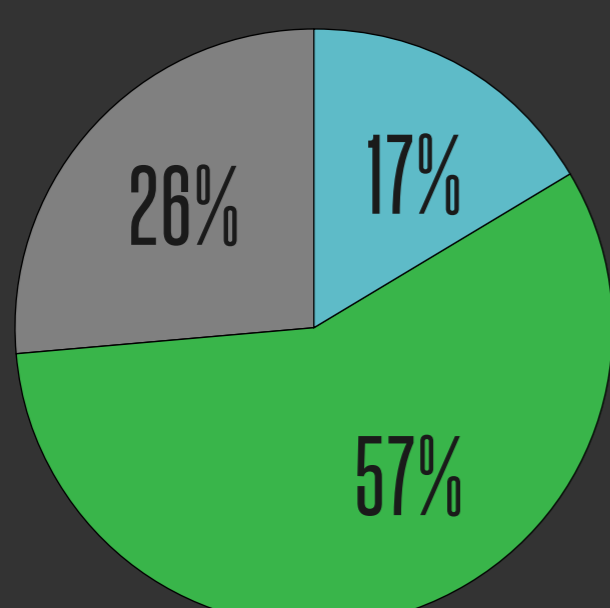
Each square represents 455,000 lives lost.

SOURCE: American War and Military Operations Casualties: Lists and Statistics, CRS Report to Congress.

ABORTION DEMOGRAPHICS

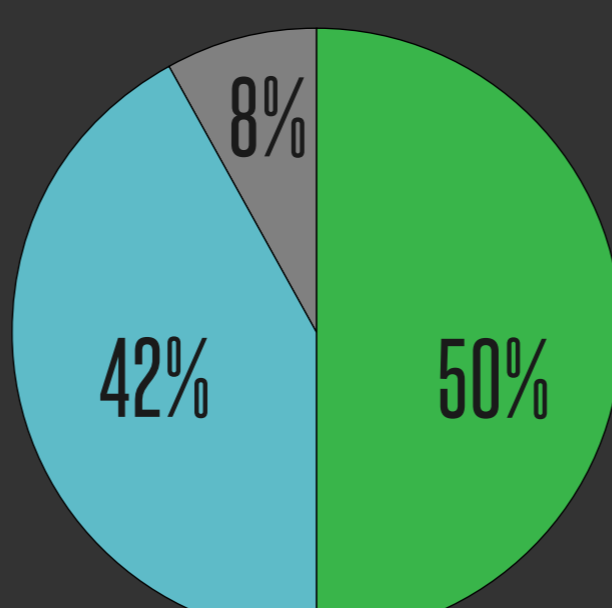
Below you will find the demographic data for the women having abortions.

AGE



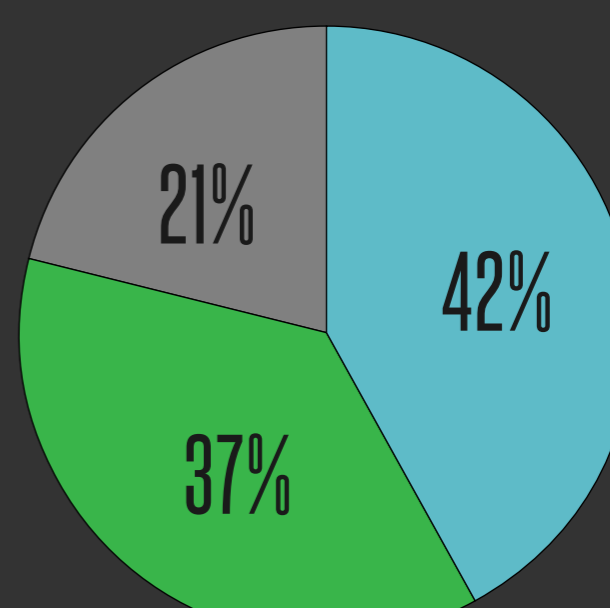
- < 15 to 19 yrs old
- 20 to 29 yrs old
- 30 to 40+ yrs old

RACE



- Black
- White
- Other

INCOME



- Below 100% poverty
- Below 100-199% poverty
- Above poverty

SOURCES: Centers for Disease Control and Prevention, Abortion Surveillance-2008, MMWR Nov 25, 2011 / 60(ss15):1-41
 Jones RK and Kavanaugh ML, Changes in abortion rates between 2000-2008 and lifetime incidence of abortion, *Obstetrics and Gynecology*, 2011,117(6):pp-pp

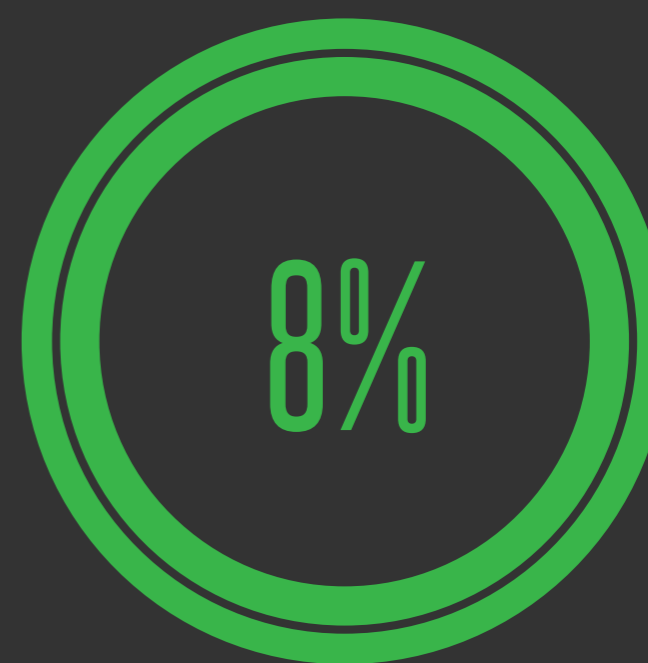
PERCENT WOMEN HAVING REPEAT ABORTIONS



Never had previous abortion



1-2 previous abortions



3 or more previous abortions

SOURCE: Centers for Disease Control and Prevention, Abortion Surveillance-2008, MMWR Nov 25, 2011 / 60(ss15):1-41


GALLUP POLL - ABORTION

Q: THINKING MORE GENERALLY, DO YOU THINK ABORTION SHOULD GENERALLY BE LEGAL OR GENERALLY ILLEGAL DURING EACH OF THE FOLLOWING STAGES OF PREGNANCY ?


First 3 months



Second 3 months



Last 3 months



0 20 40 60 80 100

■ should be legal ■ should be illegal ■ depends ■ no opinion

SOURCE: Gallup Poll - Abortion, June 9-12, 2011

Design based on template by: <http://graphicriver.net/user/BitGorilla>